



# Safety and Security

Tom Davis – Technical Support  
Repair Shop

Nancy Nicholson -  
Communications



# Agenda

**Browser Security**

**Microsoft - Google**


**Bad Password Habits**

**Delete Old Accounts**

**Remove Yourself  
from the Internet**











# Introduction

- The big push these days is for more security to protect us from the hackers that want to get our important information and use it for nefarious reasons. All of the big companies are continuously trying to thwart them from doing that. We must keep our devices updated.



# Browser Security Microsoft

Microsoft Defender [Buy Microsoft 365 >](#) [Sign into Defender](#) [Download app](#)


 <p><b>Simplify your online protection</b></p> <p>Simplify your online security with one easy-to-use app<sup>1</sup> that helps keep you one step ahead of hackers and scammers.</p>	 <p><b>Safeguard your family</b></p> <p>Keep your family safer online with identity monitoring,<sup>2</sup> credit monitoring,<sup>3</sup> multi-device protection, and security alerts.<sup>4</sup></p>	 <p><b>Enhance your privacy protection</b></p> <p>Protect your privacy on unsecure Wi-Fi networks by keeping your identity, data, and online activity anonymous.<sup>5</sup></p>	 <p><b>Get more with Microsoft 365</b></p> <p>With Microsoft 365 you get Microsoft Defender, plus 1 TB of cloud storage and the productivity apps you know and love—all in one plan.<sup>1</sup></p>
---	---	---	---



## All-in-one online protection

- **Manage your online security in one place**
  - . Check the security status of your family's devices.
  - . Get timely alerts and notifications across your devices.
  - . Take recommended actions to improve your online security.
  - . Receive quick security tips to be safer online.
  - . View alerts and device activity history from the past 30 days.
  - . See the status of other antivirus protections you may be using, such as Norton or McAfee.
  - . Easily access your dashboard in the app or a web browser.

# Experience trusted device protection for you and your family

- Protect your devices against new and existing threats with continuous antivirus and anti-phishing scans.<sup>7</sup>
  - Get alerted if malicious apps are found and take steps to uninstall and remove the threats.
  - Receive notifications across your devices when a security risk is identified.
  - Specify apps and files you use regularly and don't want Microsoft Defender to scan.
- 

# Keep your online activity safer from hackers and scammers


- Easily turn on a virtual private network (VPN) in your Defender dashboard at any time to safeguard your Wi-Fi connection.<sup>5</sup>
- Keep your location and IP address private with a VPN so hackers can't trace your online activity.
- VPN keeps your traffic data encrypted to safeguard your identity.
- Get added protection with VPN when using bank account, credit card, and social security information while on an unsecure Wi-Fi.






Welcome to Microsoft Defender

## Let's start by protecting your identity at no extra cost

Powered by  Experian.

Microsoft has partnered with Experian® to bring world-class identity theft monitoring to you and your family at no extra cost.

- Get alerts when data breaches occur.
- Monitor for fraudulent credit activity.
- Cover up to \$1 million for identity theft restoration and up to \$100k in lost funds.\*
- 24/7 on call expert support.



\*The Identity Theft Insurance is underwritten and administered by American Bankers Insurance Company of Florida, an Assurant company

[Get started](#) [Skip to dashboard](#)

Progress: Email (selected) | Your details | SSN | Verification | Add info | Results

## Let's start with your email

We'll use the email address from your Microsoft account to set up identity theft monitoring. You'll get alerted if this info is found in any known breaches. [What can we find?](#)

Microsoft account

ⓘ You can add more email addresses and personal info to monitor later.

I accept the terms and conditions below

[Additional Terms for Identity Theft Monitoring Services](#)

You understand that by enrolling in the Microsoft Defender for individuals identity theft monitoring services (the

[Next](#)

Microsoft Defender

Heads up

## Defender has a new look!

Get the same powerful protection from Defender, now with a brand new look and feel.

[Got it](#)

**Set up identity theft monitoring**

5 minutes to set up

[Get started](#)

**Device protection**

[Add devices](#)

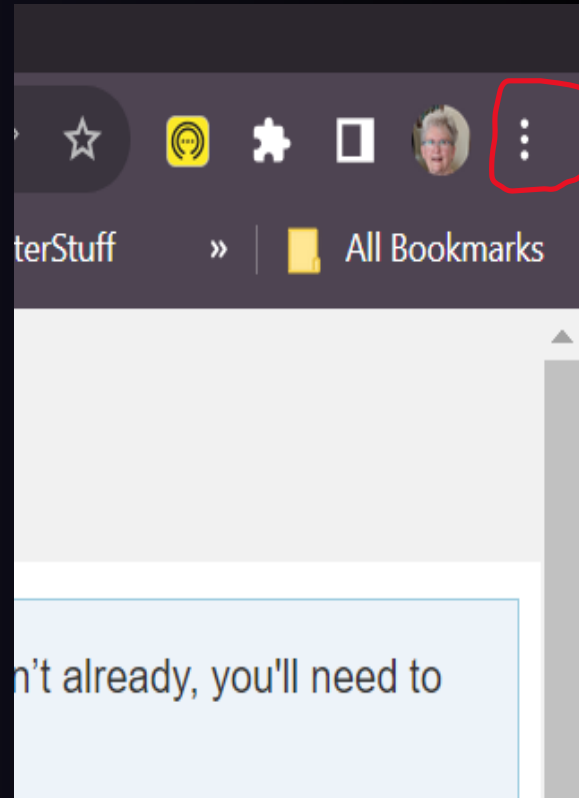
**Keep all your devices safer from threats**

Help protect yourself from malware and phishing attacks.

[Add devices](#)



## Google Browser – Check your Settings



**BrowserSecurity**  
**Google**

**Click the 3 dots ad then Settings in the pop-up Menu.**

The image shows the Chrome Settings application. On the left is a vertical sidebar with various settings categories, each with an icon. The 'Privacy and security' category, represented by a shield icon, is circled in red. The main content area on the right is titled 'You and Google' and contains a search bar at the top. Below the search bar, there is a profile card for 'Nancy Nicholson' with a sync icon and the email 'lakenana@gmail.com'. Underneath the profile card are several menu items: 'Sync and Google services', 'Manage your Google Account', 'Customize your Chrome profile', and 'Import bookmarks and settings'.

**Settings**

Search settings

You and Google

Nancy Nicholson  
Syncing to lakenana@gmail.com

Sync and Google services

Manage your Google Account

Customize your Chrome profile

Import bookmarks and settings

You and Google

Autofill and passwords

Privacy and security

Performance

Appearance

Search engine

Default browser

On startup

Languages


Downloads

Accessibility

System

Reset settings

# Security



## Safe Browsing

Enhanced protection: Faster, proactive protection against dangerous websites, downloads, and extensions.

Warns you about password breaches.

Requires browsing data to be sent to

Google.

# Safe Browsing

- Predicts and warns you about dangerous events before they happen.
- Keeps you safe on Chrome and may be used to improve your security in other Google apps when you are signed in.
- Improves security for you and everyone on the web.
- Warns you if passwords are exposed in a data breach.
- Sends URLs to Safe Browsing to check them. Also sends a small sample of pages, downloads, extension activity, and system information to help discover new threats. Temporarily links this data to your Google Account when you're signed in, to protect you across Google apps.



- Warn you if passwords are exposed in a data breach
- **Chrome periodically checks your passwords against lists that have been published online. When doing this, your passwords and usernames are encrypted, so they can't be read by anyone, including Google.**
- **Basic**
- **Always use secure connections**
- **Upgrade navigations to HTTPS and warn you before loading sites that don't support it**
- **Use secure DNS**
- **Determines how to connect to websites over a secure connection**
- **With your current service provider**
- **Secure DNS may not be available all the time**
- Warn you if passwords are exposed in a data breach
- **Manage phones**
- **Your devices**
- **You're signed into Chrome on these devices, so you can use them as security keys.**
- **Pixel 6a**
- **Linked devices**
- **Chrome periodically checks your passwords against lists that have been published online. When doing this, your passwords and usernames are encrypted, so they can't be read by anyone, including Google.**
- **Advanced**

# Advanced you if exposed in a data breach

Always use secure connections

Upgrade navigations to HTTPS and warn you before loading sites that don't support it

Use secure DNS

Determines how to connect to websites over a secure connection

With your current service provider

Secure DNS may not be available all the time

**Manage phones**

**Your devices**

# Manage phones

- 

You Manage phones

Your devices

You're signed into Chrome on these devices, so you can use them as security keys.

Pixel 6a

Linked devices

devices

You're signed into Chrome on these devices, so you can use them as security keys.

Pixel 6a

Linked devices



You can purchase a Google Titan SecurityKey, or use any FIDO compliant security key to enroll. We recommend two – one as your main key the other as your backup key.

- **Helping to make elections safer.**
- To make political organizations safer with Advanced Protection, we're partnered with Defending Digital Campaigns to provide free Titan Security Keys. See if your team is eligible for free keys.

- **Safe Guarding Human Rights**

We have partnered with the International Foundation for Electoral Systems on global educational security for at risk groups so those who work to safeguard human rights can stay safe online.



# Bad Password Habits

- **10 Bad Password Habits You Need to Break**
- **10 Bad Habits you need to Break**
  - **Putting Personal information into Passwords**
  - **Using a “Keyboard Walking” Password**
  - **Reusing the Same Passwords Everywhere**
  - **Insecure Password Storage**
  - **Not Using a Password Generator or Manager**
  - **Skipping Multi-Factor Authentication**
  - **Never Updating Old Passwords**
  - **Using Passwords Instead of Passkeys**

# Delete your Old OnLine Accounts

- **Close old accounts to protect your personal data, identity details, and credit card numbers from potential attackers or data breaches. You can check if an password has been leaked at [haveibeenpwned.com](https://haveibeenpwned.com).**
- 
- **Use password managers or search through your email to find old accounts you no longer use.**
- 
- **If you can't delete an account, remove financial and personal information, and consider anonymizing the account by changing the email address and personal details to something random to minimize the risk of data compromise.**

# The Best Way to Remove Yourself From the Internet

- *Uninstall Unnecessary Apps*
- **Uninstall Unnecessary Apps**
- **Update or Delete Social Media Profiles**
- **Use a Data Removal Service**

**Make your Presence on the Internet Safe**



# Summary Questions



Thank You

**Tom Davis**

**Nancy Nicholson**

**<https://lakegastoncc.org>**

